

F O R D 1 9 9 4

CLUB WAGON



1994 CLUB WAGON

At Ford, we are never content with just trying to meet your expectations. Our goal, rather, is to try always to surpass them.

Club Wagon is an excellent example of what takes shape when a company strives for customer satisfaction through a commitment to high quality and continuous improvement.

**Ford Trucks.
The Best Never Rest.™**

This latest-generation Club Wagon has an advanced aerodynamic shape and a highly ergonomic interior design. It also comes equipped with a standard driver-side air bag to supplement the safety belt (Regular Wagon model only).

And now, Club Wagon 1994 provides the straighter stopping capability and greater steering control of a standard computer-controlled 4-wheel anti-lock brake system.

Ford Club Wagon. As you might well expect, it's once again America's best-selling full-size passenger van.

A driver air bag to supplement your safety belt is standard in the Regular Wagon (not available in HD Regular Wagon or Super Wagon).

Lap and shoulder belts for the rear outboard occupants are among Club Wagon's occupant protection features.

The combination rear seat/bed is a feature you would expect to find in a luxurious van conversion.



CLUB WAGON CHATEAU

In style and in comfort, the Chateau is the ultimate Ford Club Wagon.

You get an impressive list of standard features including Privacy™ glass; an engine cover console (including a snack tray and coin holder, cupholders and concealed storage compartments); speed control and tilt steering wheel; a premium electronic AM/FM stereo radio and cassette player system with rear controls and headphones; power windows, door locks and outside mirrors; as well as a unique lower accent two-tone paint scheme.

What's more, the Chateau's Preferred Equipment Package includes a high-capacity CFC-free air conditioning system (with rear fan control plus overhead vents); 6-way power driver's seat adjustment, and an anti-theft system.

The Chateau. This is about as close as a van can come to being a van conversion without actually being converted.

Club Wagon Chateau shown above with its unique two-tone treatment in Silver Clearcoat Metallic over Crystal Blue Clearcoat Metallic.

The interior of the top-of-the-line Club Wagon Chateau, here in Crystal Blue, is superbly appointed and equipped. Among its many standard features is the versatile combination rear seat/bed.

Some equipment shown on these pages is optional.



CLUB WAGON XL, XLT



The optional engine cover console (standard in the Chateau) includes a snack tray and coin holder, cup holders, and concealed storage compartments.

Ford Club Wagon XL and XLT are spacious and comfortable. They're well equipped for outstanding value, too.

And they're *Built Ford Tough!* With features such as body-on-frame construction plus double-wall bodyside sheet metal for durability.

Above all, Club Wagons are built to high quality standards. You can see them, for example, in the absence of exposed exterior joints, as well as in the elimination of many exposed screw fasteners and visible sheet metal on the inside — features that significantly enhance fit and finish quality.

But the most obvious of the Club Wagon's special traits is its distinctly Ford aerodynamic shape. The aero headlamps (XLT, Chateau) and flush vertical aero door handles. Low hood line. Flush windshield and door glass. Wraparound bumpers. These and other air flow management features help Club Wagon resist air drag and contribute to its quiet living environment.

In the spacious, comfortable interior are ergonomically designed instrumentation and controls, high-back reclining front bucket seats in the XL, captain's chairs in the XLT and the Chateau, available 6-way power driver seat adjustment (standard in Chateau, optional in XLT). And so much more.

The 60/40 side doors (with the larger door up front) help you get in and out of the passenger and cargo compartments conveniently.

You also have the Club Wagon's exclusive "out front" design — which provides easy front door entry/exit, comfortable leg room, plus convenient access to the rear passenger compartment.

What's more, Club Wagon provides "quick-release" rear bench seats for those times when you need extra space for carrying cargo.

Ford Club Wagon. In this modern, full-size passenger van you'll find the space, comfort and versatility to satisfy your transportation needs.



At left: The Club Wagon XLT in deluxe two-tone Mocha Frost Clearcoat over Medium Mocha Clearcoat Metallic. Exterior features include chrome bumpers, chrome grille upper accent molding, wheel covers (Regular Wagon) or sport wheel covers (HD Regular and Super Wagons).

Below left: The Club Wagon XLT interior in Crystal Blue. Features include CFC-free air conditioning (Regular Wagons), full-length carpeting, front reading light, underhood light, illuminated entry system, power windows and door locks, electronic AM/FM stereo, and front captain's chairs.

Below right: The Class I Trailer Towing Package is also standard in the XLT, shown in Crystal Blue Clearcoat Metallic.

Some equipment shown on these pages is optional.



ENGINEERING AND SAFETY

Ford Club Wagon is carefully engineered to deliver all the qualities you would expect in a full-size passenger van. Ruggedness. Ride comfort. Performance. And safety.

Built Ford Tough! The Club Wagon undergoes exhaustive testing under extreme conditions to help make it tough and dependable.

The backbone of the Club Wagon's strength is body-on-frame construction, a feature you'll find only in a full-size passenger van from Ford.

The Twin-I-Beam independent front suspension system is designed for rugged performance. And it's equipped with components such as gas-pressurized shock absorbers for smooth ride comfort, even over rough roads.

Club Wagon offers four gas engines, all equipped with multi-port electronic fuel injection, and a high-torque diesel. Whatever your power needs, even if an application like extra heavy-duty trailer towing is among them, there's a Club Wagon powerplant engineered to match them.


You can be assured, too, that Club Wagon is designed for your safety, with features such as a driver-side air bag to supplement the safety belt (Regular Wagon only).

And new for 1994, Club Wagon features the straighter stopping and greater steering control of a standard 4-wheel anti-lock braking system.

Gas engines feature computer-controlled, "multi-port" electronic fuel injection for precise fuel metering, excellent startability and throttle response.

The E4OD and new 4R70W electronic automatic transmissions offer improved shift timing, economy and performance over vacuum- or cable-controlled systems.

Ford Club Wagons are now built with side door intrusion beams — a new safety feature for 1994.



POWER RATINGS AND MAXIMUM TRAILER WEIGHTS

	Horsepower (SAE net)	Torque, lbs./ft. (SAE net)	Axle Ratio	GCWR Max.	Regular Wagon	HD Regular Wagon	Super Wagon
4.9L EFI I-6	145 @ 3,400 rpm ⁽¹⁾	265 @ 2,000 rpm ⁽¹⁾	3.08	9,000	3,600	—	—
			3.31	9,500	4,100	—	—
	150 @ 3,400 rpm ⁽²⁾	260 @ 2,000 rpm ⁽²⁾	3.55	10,000	4,600	—	—
			3.73	10,500	—	4,700	4,400
5.0L EFI V-8	195 @ 4,000 rpm	270 @ 3,000 rpm	3.31	11,500	6,100	—	—
5.8L EFI V-8	210 @ 3,600 rpm	325 @ 2,800 rpm	3.54	11,500	—	5,400	5,100
			3.55	12,000	6,400	—	—
	4.09	13,000	—	6,900	6,600	—	—
			—	7,500	7,200	—	—
7.3L Diesel	185 @ 3,000 rpm ⁽³⁾	360 @ 1,400 rpm ⁽³⁾	3.54	12,000	—	5,500	5,200
4.09	14,000	—	7,500	7,200	—	—	
		—	8,800	8,500	—	—	
7.5L EFI V-8	245 @ 4,000 rpm	400 @ 2,200 rpm	3.54	15,000	—	8,800	8,500
			4.09	18,500	—	10,000	10,000

(1) Regular Club Wagon. (2) HD Regular Wagon and Super Wagon. (3) Altitude ratings are less. NOTE: Engine/axle ratio combinations shown may not be available in all areas. Your Ford Dealer can supply availability information. All maximum trailer weights shown must be reduced by passenger and cargo weight in the towing vehicle. Combined weight of the towing vehicle (including hitch, passengers and cargo) and the loaded trailer must not exceed the Gross Combination Weight Rating (GCWR). Required equipment (on XL Regular Club Wagon only): air conditioning or trailer towing package for towing 2,000 to 3,500 lbs.; air conditioning with handling package or trailer towing package for towing over 3,500 lbs.

The Built Ford Tough! tradition carries on in today's Club Wagon, with solid features such as double-wall bodyside sheet metal construction.

Rugged body-on-frame construction is an exclusive Club Wagon feature. Ladder-type frame permits direct attachment of a weight-distributing trailer towing hitch.

There's excellent handling and directional stability for towing. Plus the choice of one of two optional trailer towing packages.



The Twin-I-Beam independent front suspension features an axle/coil spring assembly at each wheel for ride smoothness. Caster and camber are adjustable.

Nitrogen gas-pressurized shock absorbers are designed to help maintain consistent hydraulic fluid pressure for a smooth and controlled ride, even over rough surfaces.

The 4-wheel anti-lock brake system is designed to help provide straighter stopping capability and greater steering control under most operating conditions.




The spare tire is mounted to the frame under the cargo floor. This design increases cargo space.



The Regular Wagon has a standard driver air bag designed to supplement the safety belt (not available in the HD Regular Wagon or Super Wagon).



One of Club Wagon's safety features is the rear high-mount stop lamp.



4-wheel anti-lock brake system (ABS) is now standard in the '94 Club Wagon.

SELECTIONS

Because there are important practical reasons for buying a full-size passenger van — passenger and cargo capacity, for example — you naturally look for a van that offers a wide range of choices. With Club Wagon, you have many.

Three models (the Regular Wagon, HD Regular Wagon, and Super Wagon). And three trim levels (the XL, XLT, and Club Wagon Chateau).


The Regular Club Wagon comes with 8-passenger seating and offers the option of a 7-passenger arrangement with the rear combination seat/bed. There's more room for people and more space for cargo, plus more towing muscle (with an optional V-8) than you'd find in the largest station wagon available today.

The higher-capacity Heavy-Duty (HD) Regular Wagon model provides seating for twelve (or seven optional). Also, you have the option of the 7.5-liter multi-port EFI gas V-8 or the 7.3-liter Diesel V-8.

Then there's the Super Wagon with 20 more inches of inside length and seating for fifteen (or twelve optional). An excellent choice for van pooling or shuttle bus service.

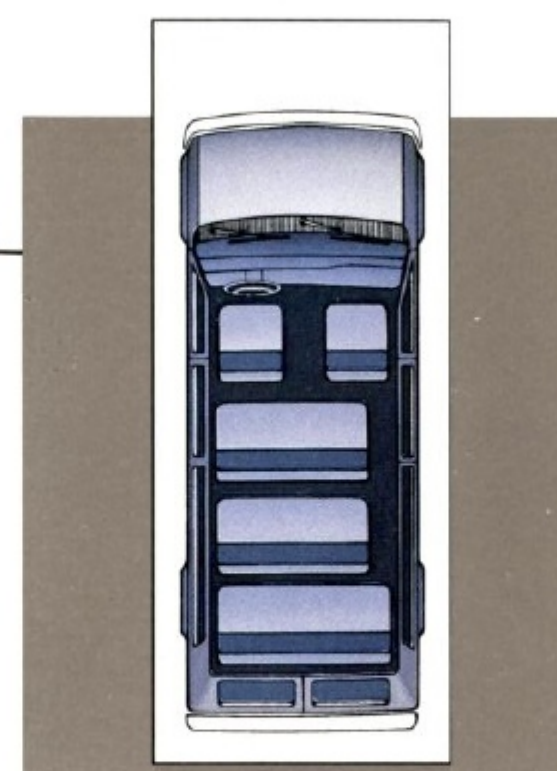
Reclining high-back front bucket seats, front captain's chairs, comfortable 3- and 4-passenger rear bench seats and the versatile rear seat/bed come in a variety of 7-, 8-, 12- and 15-passenger arrangements to meet your exact needs.

REGULAR WAGON SEATING




Eight Passengers
Bucket seats; two 3-passenger bench seats (std. in XL)

HD REGULAR WAGON SEATING




Twelve Passengers
Bucket seats; two 3-passenger bench seats; 4-passenger bench seat (std. in XL)

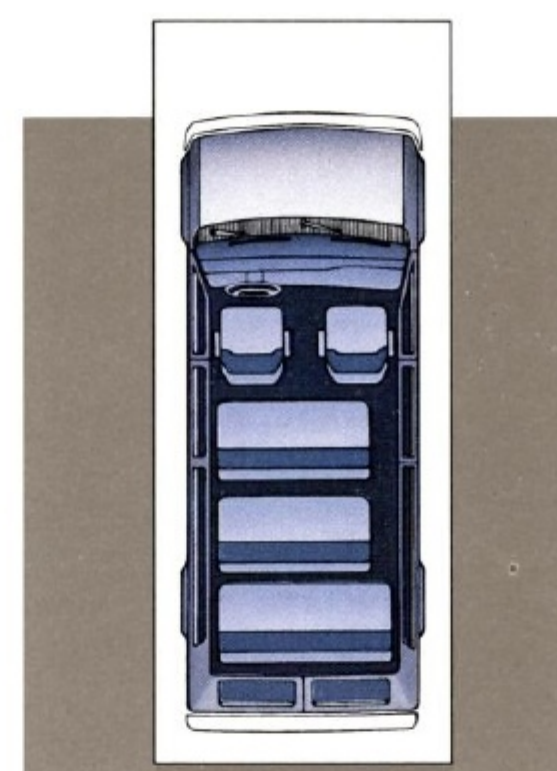
SUPER WAGON SEATING



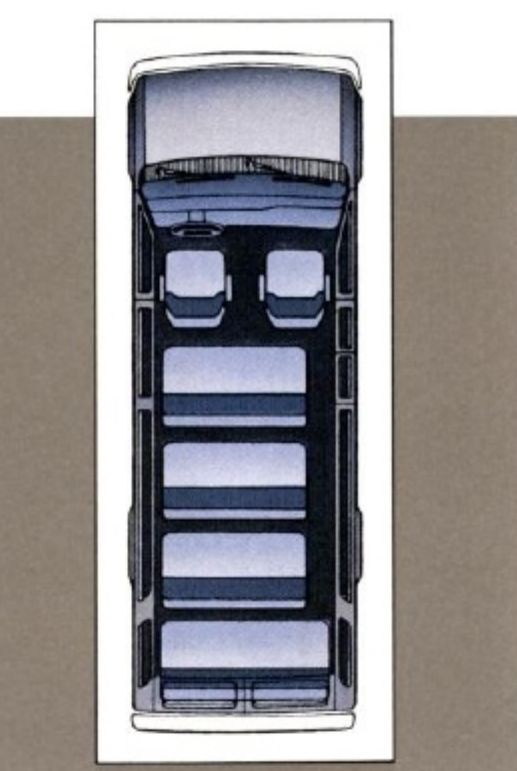
Fifteen Passengers
Bucket seats; three 3-passenger bench seats; 4-passenger bench seat (std. in XL)



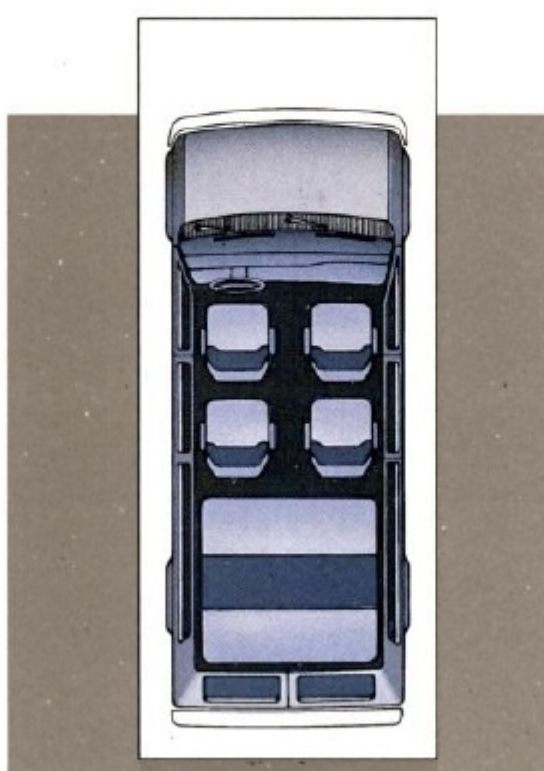
Eight Passengers
Captain's chairs; two 3-passenger bench seats (std. in XLT)



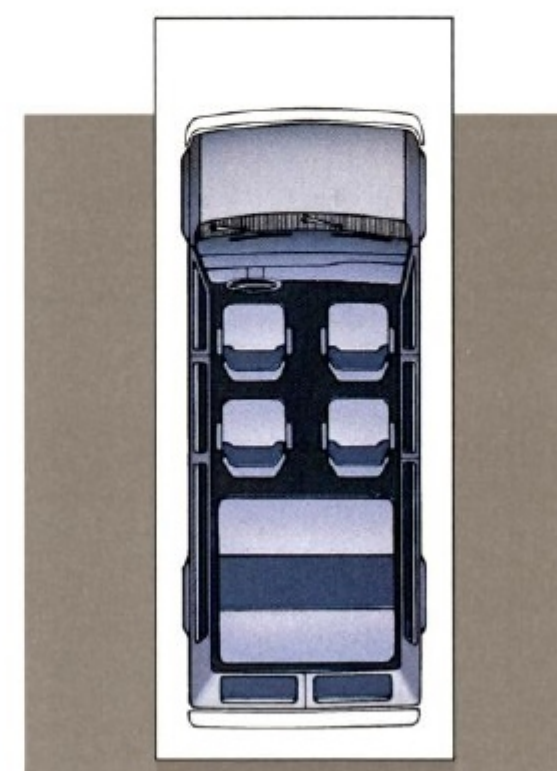
Twelve Passengers
Captain's chairs; two 3-passenger bench seats; 4-passenger bench seat (std. in XLT)




Fifteen Passengers
Captain's chairs; three 3-passenger bench seats; 4-passenger bench seat (std. in XLT)



Seven Passengers
Quad captain's chairs; combination seat/bed (std. in Chateau; opt. in XLT)



Seven Passengers
Quad captain's chairs; combination seat/bed (std. in Chateau; opt. in XLT)



Twelve Passengers
Bucket seats; two 3-passenger bench seats; 4-passenger bench seat (opt. in XL)

CONVERSIONS

It's easy to understand why van conversions are popular with so many people. They're highly stylish, spacious, and versatile. And they have the size and muscle to handle the rigors of towing the big Class III campers and trailers.

They're ideal vehicles for everyday travel around town, on weekend outings, and on long vacations especially.

Conversions, available in a wide variety of styles and designs, can be outfitted with unique seating arrangements, customized entertainment systems and other furnishings.

When you buy a conversion built on the Econoline Van, you can be assured of Ford's commitment to high quality, comfort and convenience.

From its aerodynamic shape to its ergonomic interior design, Econoline is distinctly Ford. You also have the unique "out-front" design, an exclusive Ford feature. With the out-front configuration, the forward location of the wheel and engine housings provides easy front door entry and exit, lots of comfortable leg room, plus convenient access for the driver to the rear passenger compartment.

The Twin-I-Beam independent front suspension system and the strength of body-on-frame construction are also Ford Econoline features.

Econoline Vans also come equipped with a standard driver-side air bag designed



to supplement your safety belt (included in all models except the E-350 model).

And now, Econoline RV Vans are engineered with the straighter stopping capability and greater steering control of a computer-controlled 4-wheel anti-lock brake system.

You have a wide selection of engines, too. Available for E-150 vans are the 4.9-liter I-6, 5.0- and 5.8-liter V-8s, all with "multi-port" electronic fuel injection controlled by Ford's EEC-IV computer.

A conversion company can take an Econoline Van and create for you a virtual home away from home. For the fine details, see your Ford Dealer.



STANDARD FEATURES, OPTIONS, PAINT AND TRIM COLORS

(A) Aftermarket transport devices for the handicapped are available from manufacturers other than Ford.

(B) Wheel trim, from left to right: Aluminum wheels (std. on Chateau Regular Wagon, opt. on XLT). Wheel covers (std. on XLT Regular Wagon, opt. on XL).

Sport wheel covers (std. on XLT and Chateau HD Regular Wagons, opt. on XL; std. on XLT Super Wagon, opt. on XL).

(C) The high-capacity CFC-free air conditioning system is designed to provide excellent circulation throughout the vehicle. Includes rear fan control.

(D) Rear auxiliary radio controls plus two headphone sets (mailed 4-6 weeks after delivery) come with the optional electronic premium stereo systems.



(A)



(B)



(C)



EXTERIOR PAINT AND INTERIOR TRIM COLORS

Exterior Paint Colors	Interior Trim Colors		
	Crystal Blue	Dark Charcoal	Mocha
Colonial White*	■	■	■
Bright White	■	■	■
Raven Black	■*	■	■
Currant Red	■	■	■*
Tobago Green Clearcoat*	■	■	■
Deep Emerald Green Clearcoat Metallic	■	■	■
Medium Platinum Clearcoat*	■	■	■
Electric Red Clearcoat Metallic	■	■	■
Twilight Blue Clearcoat Metallic	■	■	■
Crystal Blue Clearcoat Metallic*	■	■	■
Mocha Frost Clearcoat Metallic*	■	■**	■
Medium Mocha Clearcoat Metallic	■	■**	■
Silver Clearcoat Metallic	■	■	■

*Not available for Chateau. Chateau comes with lower accent two-tone paint. **Not available for XLT.

MAJOR REGULAR WAGON STANDARD FEATURES*

Exterior

Halogen headlamps (XL); aero-design (XLT, Chateau, RV)
Grille and bumpers: Medium Titanium (XL); chrome grille accent molding and bumpers (XLT, Chateau, RV)
Black manual mirrors (XL, XLT, RV); power (Chateau)
Tinted swing-out side/rear cargo door glass; fixed glass on RV (Privacy™ glass on Chateau)
Hub caps (XL); wheel covers (XLT, RV); aluminum wheels (Chateau)
High-mount stop lamp
Unique two-tone paint (Chateau) — may be deleted

Interior

Regular Wagon driver air bag to supplement the safety belt (not available in HD Regular Wagon; Super Wagon)
Seating — described and illustrated on page 8
Full-length color-keyed carpeting (XLT, Chateau) and full-length cloth acoustical headliner (all models)
Front passenger under-seat storage bin (XLT, Chateau), plus cupholder (one in XLT, two in Chateau) and storage bins in left side rear quarter trim panels
Engine cover with map pocket (XL, XLT); full engine cover console (Chateau)
Auxiliary heater (XLT, Chateau)
Light and convenience group: illuminated entry system, headlamps-on audible alert, and warning chime (XLT, Chateau, RV)
Front dome light (XL), reading light (one in XLT, three in Chateau), under hood light, illuminated entry system (XLT, Chateau), and cargo area light (all models)
Electronic AM radio with digital clock and two speakers (XL); electronic AM/FM stereo radio with digital clock and six speakers (XLT); electronic premium audio cassette system with 6 speakers, rear remote radio controls and headphones (Chateau)
60/40 hinged side cargo doors
Interval windshield wipers
Leather-wrapped steering wheel (Chateau)

Functional

Multi-port EFI with EEC-IV engine control computer
Electronic 4-speed automatic overdrive transmission (E4OD); 3-speed automatic (RV)
Twin-I-Beam independent front suspension
4-wheel power anti-lock brake system
Power steering
Handling Package: front stabilizer bar and heavy-duty shock absorbers (XLT, Chateau, RV)
Class I Trailer Towing Package: super engine cooling, trailer wiring harness, front stabilizer bar and heavy-duty shock absorbers (XLT, Chateau, RV)
P235/75R15XL BSW all-season tires (Regular Wagon). For additional usage, see your Ford Dealer.
35-gallon fuel tank

*See your Ford Dealer for Standard Features for the HD Regular Wagon and Super Wagon models.

REGULAR WAGON PREFERRED EQUIPMENT PACKAGES AND OPTIONS*

	XL 700A	XLT 705A	Chateau 706A	RV Van 743A
P = Package feature S = Standard O = Optional Note: Preferred Equipment Package content is subject to change.				
Group 1:				
Engine cover console	O	P	S	O
Privacy glass™	O	P	S	O
Group 2:				
Power sail-mount mirrors	-	P	S	O
Electronic AM/FM stereo radio, cassette player, digital clock, four speakers (XL), six speakers (XLT, RV)	O	P	-	S
Speed control/tilt steering wheel	O	P	S	S
CFC-free air conditioning (front only)	O	S	-	S
High-capacity CFC-free air conditioning (front and rear)	O	O	P	O
Auxiliary heater connector and auxiliary heater/air conditioning connector packages	-	-	-	O
Auxiliary heater	O	S	S	-
7-passenger seating (quad captain's chairs and seat/bed)	-	O	S	-
Power driver's seat	-	O	P	O
Electronic AM/FM stereo radio, digital clock, and four speakers (XL), six speakers (XLT)	O	S	-	-
Electronic AM/FM premium sound system with cassette player and six speakers (1)	-	O	S	O
Electronic AM/FM premium sound system with CD player and six speakers (1)	-	O	O	O
Radio prep package (provides preparation for stereo systems)	-	-	-	O
Deluxe interior upgrade package (2)	O	-	-	-
Deluxe insulation package (3)	O	S	S	S
Power windows and door locks	O	S	S	S
Anti-theft system	-	O	P	O
Sliding side cargo door	O	O	O	O
Swing-out side/rear cargo door glass (fixed glass is standard on RV Van)	S	S	S	O
Windows all around	S	S	S	O
Bright swing-out recreational mirrors	O	O	-	O
Aluminum wheels	-	O	S	O
Medium Titanium rear step bumper	O	-	-	-
Chrome rear step bumper (see your dealer for availability)	-	O	O	O
Chateau two-tone not included	-	-	O	-
Deluxe two-tone paint	-	O	-	-
5.0-liter V-8/electronic 4-spd. automatic transmission (4R70W)	O	O	O	O
5.8-liter V-8/electronic 4-spd. automatic transmission (E4OD)	O	O	O	O
Heavy-duty/auxiliary battery	-	O	O	O
Heavy-duty alternator	O	O	S	S
Engine block heater	O	O	O	O
P235/75R15XL white sidewall all-season tires	-	O	O	O
Class I/II/IV trailer towing package (4)	-	O	O	O

*See your Ford Dealer for Preferred Equipment Packages and Options for the HD Regular Wagon and Super Wagon models.
(1) XLT and Chateau include two headphones (mailed after delivery) and rear controls. (2) XLT full-length carpeting, side/rear cargo door trim panels, and cloth bucket seats. (3) Dash absorber, external cowl top and hood insulators, insulated instrument panel. (4) Super engine cooling, trailer wiring harness, front stabilizer bar, heavy-duty shock absorbers, electric brake controller tap-in capability, Pollak-type trailer plugs (bumper-mounted), and relay system for backup/B+/running lights.

PRODUCT CHANGES

Following publication of the catalog, certain changes in standard equipment, options, prices and the like, or product delays, may have occurred which would not be included in these pages. Your Ford Dealer is your best source for up-to-date information.

Ford Division reserves the right to change product specifications at any time without incurring obligations.

BUMPER-TO-BUMPER COVERAGE

The 36-month/36,000-mile bumper-to-bumper coverage of Ford's new vehicle limited warranty covers the complete vehicle (except tires, battery, service adjustments and other items covered under separate provisions) against defects in factory-supplied materials or workmanship. For complete information, see your Ford Dealer.

ROADSIDE ASSISTANCE PROGRAM

Every new Ford includes the assurance of an emergency Roadside Assistance Program provided by Ford Auto Club, Inc. during the 3-year/36,000-mile bumper-to-bumper warranty period. Help is a toll-free phone call away 24 hours a day, anywhere in the continental United States should you need any towing assistance, fuel delivery, tire change, a jump start or even help when you're locked out of your truck. Ask your Ford Dealer for complete details on the Ford Roadside Assistance Program and a copy of this limited warranty.

FORD CITIBANK CREDIT CARD

Using your Ford Citibank Visa® or MasterCard® could earn you hundreds, even thousands of dollars from Ford

toward the purchase or lease of a new Ford, Lincoln or Mercury product. To apply or get more information, call 1-800-374-7777. Or visit a Ford or Lincoln-Mercury dealer, or a branch office of Citibank.



Ford Credit is a full-service company that makes a wide variety of financing and leasing programs available to qualified buyers through the Ford Dealer of your choice. Through Ford Credit's financing or Red Carpet leasing, arrangements suited to your special needs can be made quickly and conveniently right at the dealership. Ask your Ford Dealer for the facts on any of Ford Credit's financing or lease plans.



Optional Ford Extended Service Plans can cover major components on new Ford cars and light trucks for longer than the vehicle's basic warranty. Your Ford Dealer has full details.

OPTIONS AVAILABILITY

Options shown or described in this catalog are available at extra cost and may be offered only in combination with other options or subject to additional ordering requirements or limitations.

